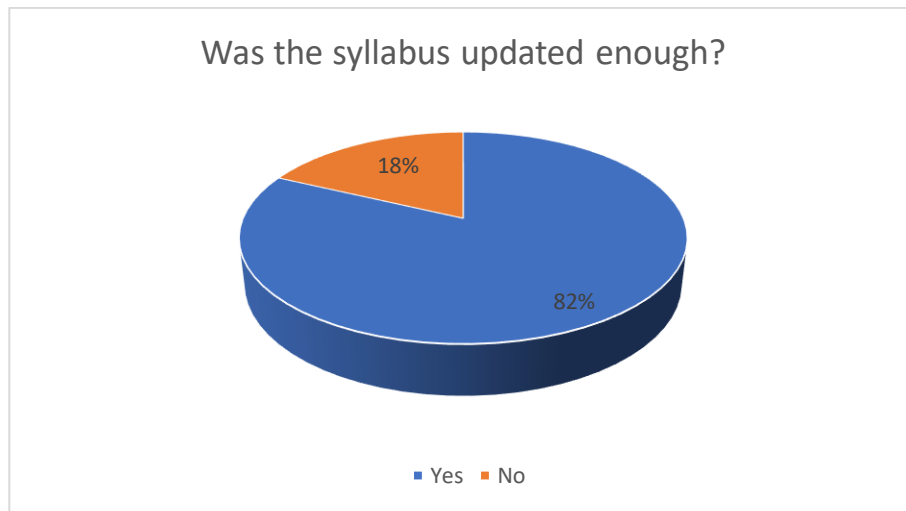


ALUMNI FEEDBACK 2022

Descriptive Statistics							
	N	Minimum	Maximum	Mean		Std. Deviation	Variance
	Statistic	Statistic	Statistic	Statistic	Std. Error	Statistic	Statistic
1. Was the syllabus updated enough?	444	0	1	.82	.018	.385	.148
2. Did the course curriculum intellectually stimulate you?	444	0	1	.86	.016	.345	.119
3. Was the course curriculum fulfilling your expectations?	444	0	1	.77	.020	.421	.177
4. Have you learnt any new skills in the due course of your study?	444	0	1	.75	.020	.431	.186
5. Did the syllabus create interest to pursue research in a particular topic?	444	0	1	.78	.020	.415	.172
6. Did the subject/courses help in developing your personality?	444	0	1	.89	.015	.316	.100
7. Will you recommend your relatives/friends to enroll in the college?	444	0	1	.92	.013	.270	.073
8. The teacher-student relation in the college was good at the college. Do you agree?	444	0	1	.93	.012	.263	.069
9. Does the college involve Alumni in their activities	444	0	1	.91	.013	.280	.078
10. Do you appreciate the latest developments in the college?	444	0	1	.94	.011	.239	.057
Valid N (listwise)	444						

1) Was the syllabus updated enough?

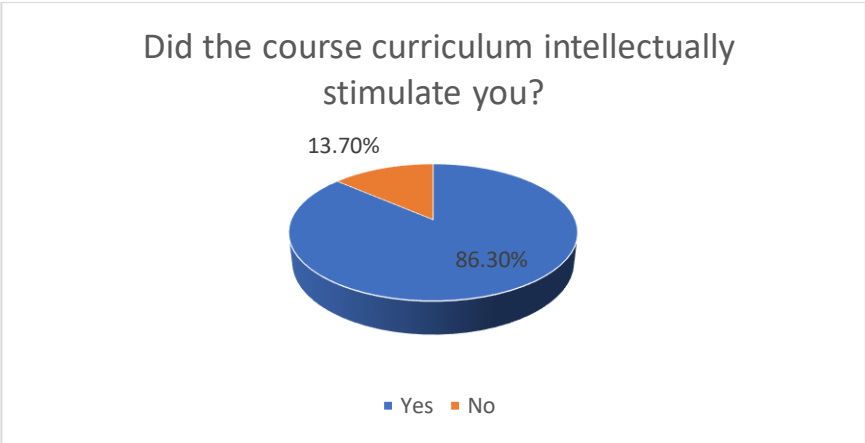
	Frequency	Percent	Valid Percent	Cumulative Percent
Yes	364	82.0	82.0	82.0
No	80	18.0	18.0	100.0
Total	444	100.0	100.0	



Based on the alumni feedback, 82.0% of respondents indicated that the syllabus was up-to-date. This indicates a positive response towards the syllabus update. A smaller portion of the alumni (18%) feel that the syllabus was not updated enough. This feedback is crucial for understanding areas where the syllabus might need further improvement or more frequent updates, suggesting that the updates met the expectations of most respondents.

2) Did the course curriculum intellectually stimulate you?

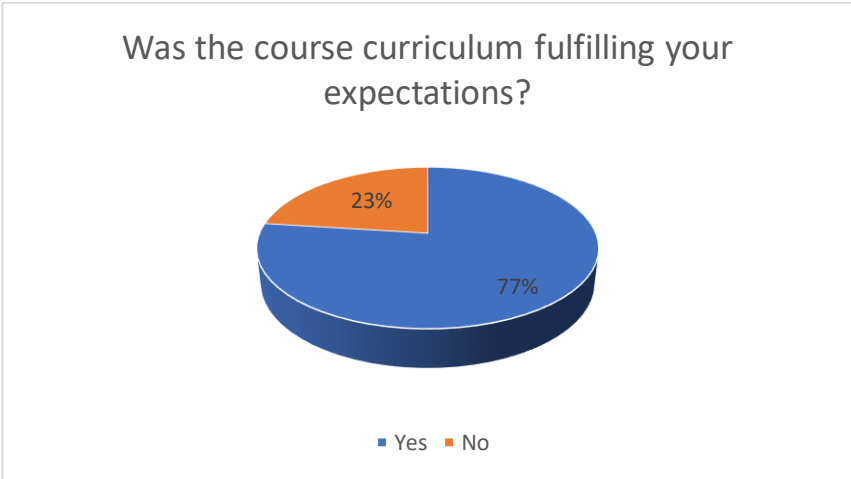
	Frequency	Percent	Valid Percent	Cumulative Percent
Yes	383	86.3	86.3	86.3
No	61	13.7	13.7	100.0
Total	444	100.0	100.0	



A large majority of alumni (86.3%) found the course curriculum to be intellectually stimulating. This suggests that the curriculum is engaging and challenging for most students, meeting their intellectual expectations and needs. A smaller portion of alumni (13.7%) did not find the curriculum intellectually stimulating.

3) Was the course curriculum fulfilling your expectations?

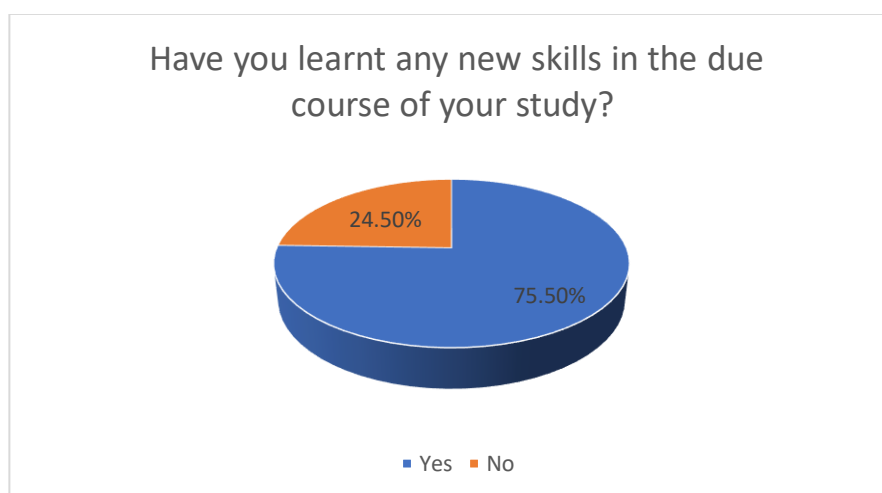
	Frequency	Percent	Valid Percent	Cumulative Percent
Yes	342	77.0	77.0	77.0
No	102	23.0	23.0	100.0
Total	444	100.0	100.0	



Based on the alumni feedback, 77.0% of respondents indicated that the course curriculum met their expectations. This indicates that the curriculum is generally aligned with students' goals and aspirations. A majority (77.0%) found the course curriculum met their expectations, but a significant minority (23.0%) did not.

4) Have you learnt any new skills in the due course of your study?

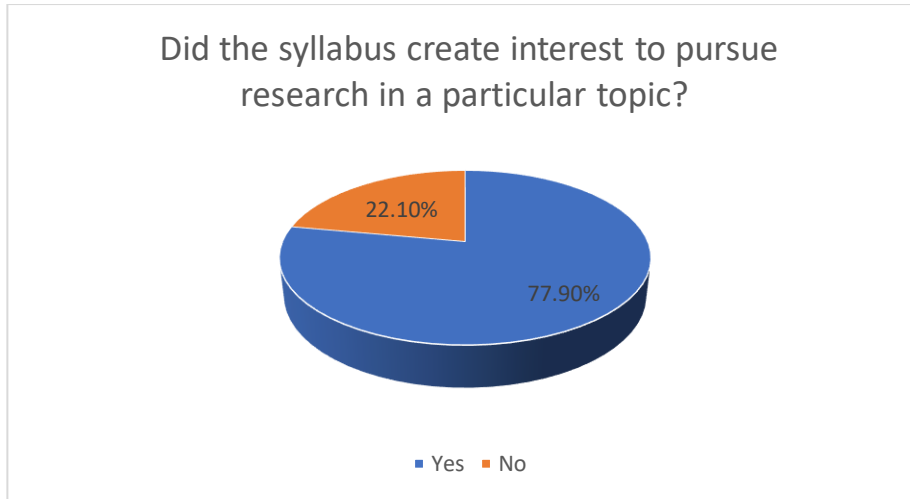
	Frequency	Percent	Valid Percent	Cumulative Percent
Yes	335	75.5	75.5	75.5
No	109	24.5	24.5	100.0
Total	444	100.0	100.0	



A substantial majority of alumni (75.5%) reported learning new skills during their course of study. This indicates that the curriculum and coursework are effective in imparting new skills to students. A significant minority (24.5%) did not feel they learned new skills. This feedback highlights areas where the curriculum might need to be enhanced to ensure all students gain valuable new skills

5) Did the syllabus create interest to pursue research in a particular topic?

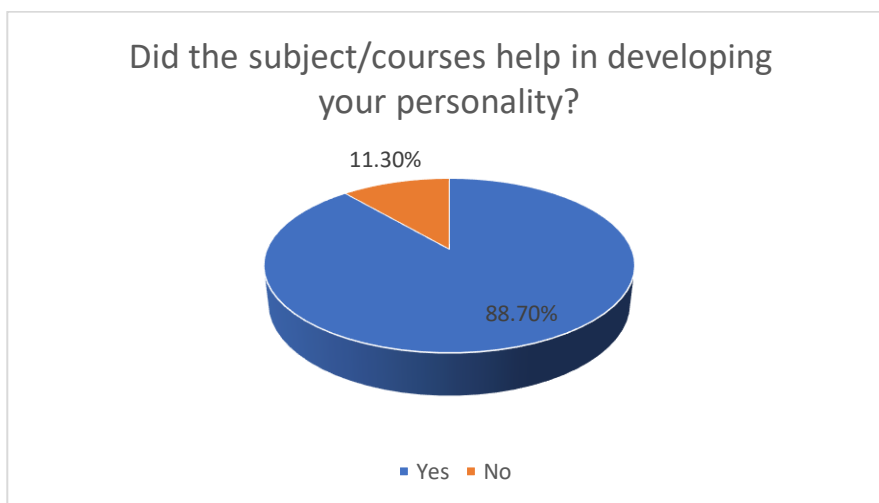
	Frequency	Percent	Valid Percent	Cumulative Percent
Yes	346	77.9	77.9	77.9
No	98	22.1	22.1	100.0
Total	444	100.0	100.0	



A large majority of alumni (77.9%) indicated that the syllabus created an interest in pursuing research in a particular topic. This suggests that the syllabus is effective in sparking curiosity and motivating students to explore research opportunities. However, 22.1% did not find the syllabus inspiring, suggesting areas for improvement to better engage and inspire all students towards research.

6) Did the subject/courses help in developing your personality?

	Frequency	Percent	Valid Percent	Cumulative Percent
Yes	394	88.7	88.7	88.7
No	50	11.3	11.3	100.0
Total	444	100.0	100.0	

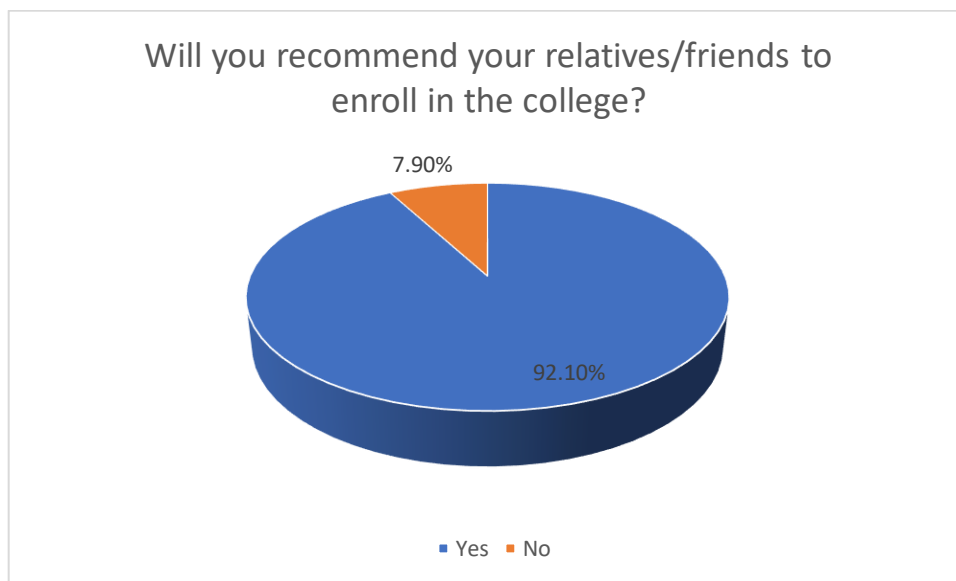


The majority of alumni (88.7%) believe that their courses positively contribute to their personality development, indicating that the curriculum has a significant positive impact on

students' personal growth. However, a small percentage (11.3%) do not believe the courses contribute to their personality development, indicating potential areas for curriculum enhancement.

7) Will you recommend your relatives/friends to enroll in the college?

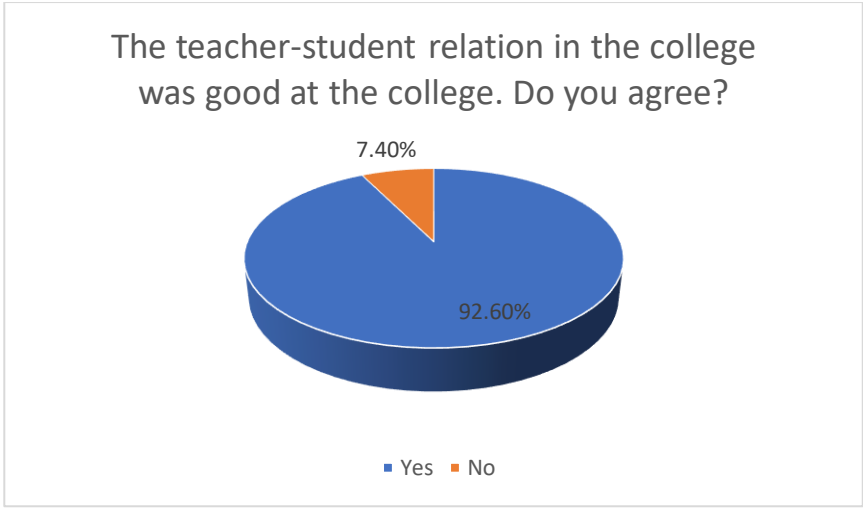
	Frequency	Percent	Valid Percent	Cumulative Percent
Yes	409	92.1	92.1	92.1
No	35	7.9	7.9	100.0
Total	444	100.0	100.0	



This alumni feedback shows that a vast majority are willing to recommend the college to their relatives and friends, indicating a high level of satisfaction. A small portion of alumni (7.9%) would not recommend the college

8) The teacher-student relation in the college was good at the college. Do you agree?

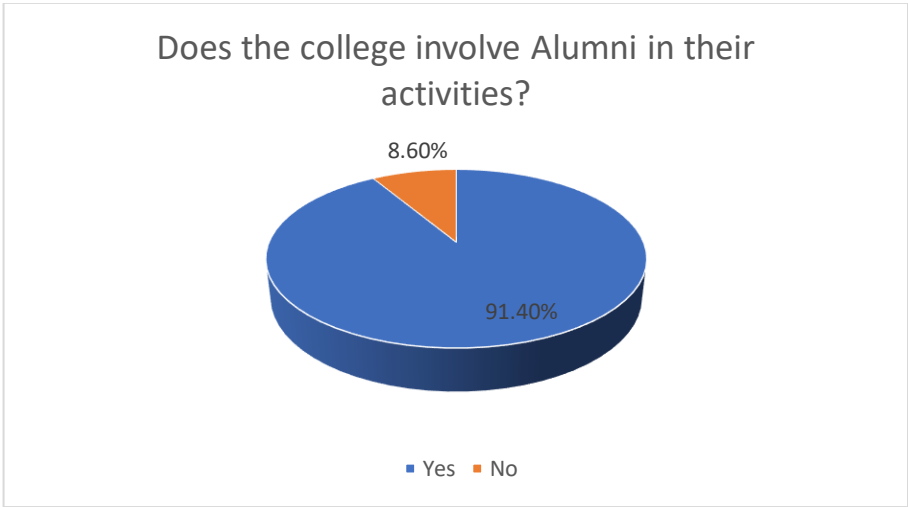
	Frequency	Percent	Valid Percent	Cumulative Percent
Yes	411	92.6	92.6	92.6
No	33	7.4	7.4	100.0
Total	444	100.0	100.0	



Based on the alumni feedback, a very large majority (92.6%) of respondents agreed that the teacher-student relation in the college was good. This suggests that most alumni had positive experiences with teacher-student relations. A small portion of alumni (7.4%) did not agree that the teacher-student relationship was good. Understanding their concerns can help in further enhancing this aspect of the college experience.

9) Does the college involve Alumni in their activities

	Frequency	Percent	Valid Percent	Cumulative Percent
Yes	406	91.4	91.4	91.4
No	38	8.6	8.6	100.0
Total	444	100.0	100.0	

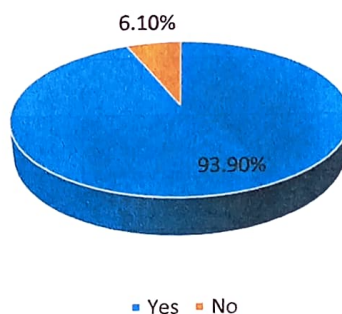


A large majority of alumni (91.4%) feel that the college involves alumni in their activities. This suggests that the college maintains a strong connection with its alumni and actively includes them in various events and initiatives. A small portion of alumni (8.6%) do not feel involved in college activities. Understanding their concerns can help the college improve its alumni engagement strategies.

10) Do you appreciate the latest developments in the college?

	Frequency	Percent	Valid Percent	Cumulative Percent
Yes	417	93.9	93.9	93.9
No	27	6.1	6.1	100.0
Total	444	100.0	100.0	

Do you appreciate the latest developments in the college?



The overwhelming majority of 93.9% appreciate the latest developments in the college, indicating a positive reception to the changes and advancements made by the institution. The 6.1% who do not appreciate the latest developments represent a minority, and understanding their perspectives could provide valuable insights for further improvement.



[Handwritten Signature]
 Assistant Professor
 Incharge of Principal
 M.E.S Kalladi College
 Mannarkkad