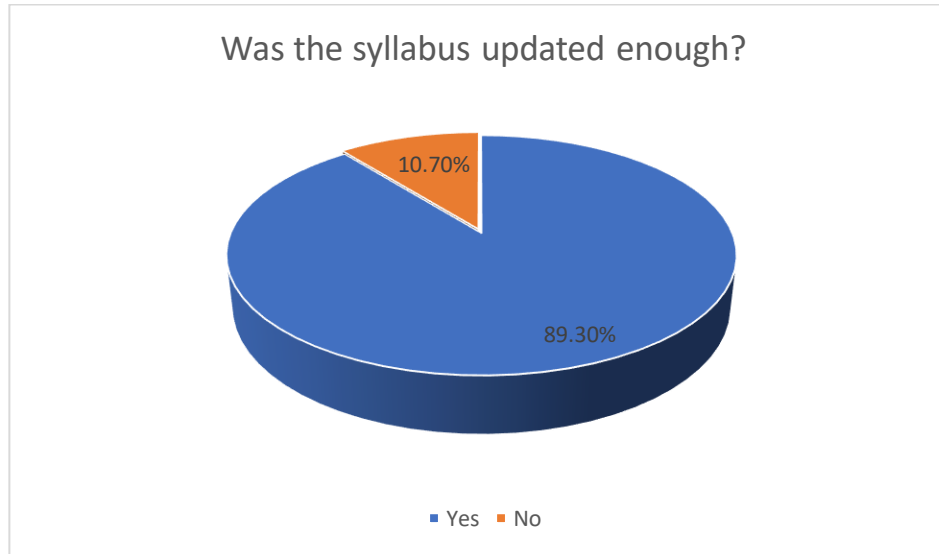


ALUMNI FEEDBACK 2019

Descriptive Statistics							
	N	Minimum	Maximum	Mean		Std. Deviation	Variance
	Statistic	Statistic	Statistic	Statistic	Std. Error	Statistic	Statistic
1. Was the syllabus updated enough?	75	0	1	.89	.036	.311	.097
2. Did the course curriculum intellectually stimulate you?	75	0	1	.87	.040	.342	.117
3. Was the course curriculum fulfilling your expectations?	75	0	1	.77	.049	.421	.178
4. Have you learnt any new skills in the due course of your study?	75	0	1	.79	.048	.412	.170
5. Did the syllabus create interest to pursue research in a particular topic?	75	0	1	.69	.054	.464	.215
6. Did the subject/courses help in developing your personality?	75	0	1	.84	.043	.369	.136
7. Will you recommend your relatives/friends to enroll in the college?	75	0	1	.92	.032	.273	.075
8. The teacher-student relation in the college was good at the college. Do you agree?	75	0	1	.91	.034	.293	.086
9. Does the college involve Alumni in their activities	75	0	1	.93	.029	.251	.063
10. Do you appreciate the latest developments in the college?	75	0	1	.96	.023	.197	.039
Valid N (listwise)	75						

1) Was the syllabus updated enough?

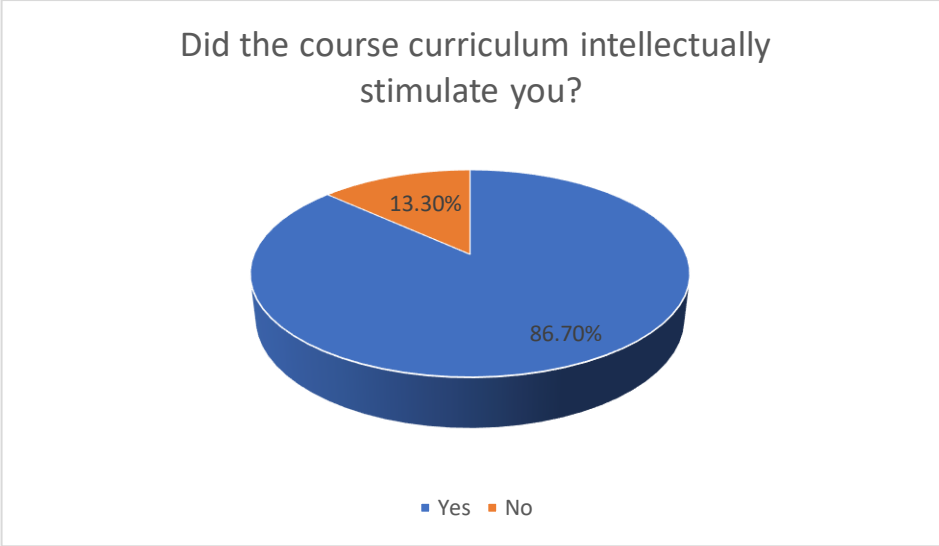
	Frequency	Percent	Valid Percent	Cumulative Percent
Yes	67	89.3	89.3	89.3
No	8	10.7	10.7	100.0
Total	75	100.0	100.0	



The feedback suggests that the majority of alumni (89.3%) feel that the syllabus was updated enough, indicating general satisfaction with the updates made to the syllabus. However, the 10.7% who did not feel it was updated enough highlight an area for potential improvement.

2) Did the course curriculum intellectually stimulate you?

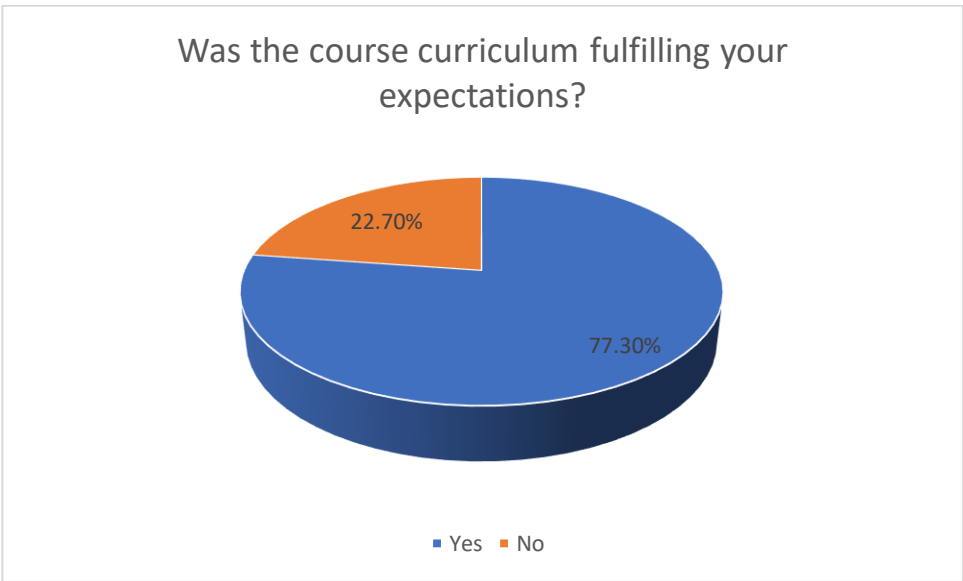
	Frequency	Percent	Valid Percent	Cumulative Percent
Yes	65	86.7	86.7	86.7
No	10	13.3	13.3	100.0
Total	75	100.0	100.0	



The feedback indicates that 86.7% of alumni found the course curriculum intellectually stimulating, indicating its success in engaging and challenging them, while 13.3% did not feel stimulated, indicating potential improvement.

3) Was the course curriculum fulfilling your expectations?

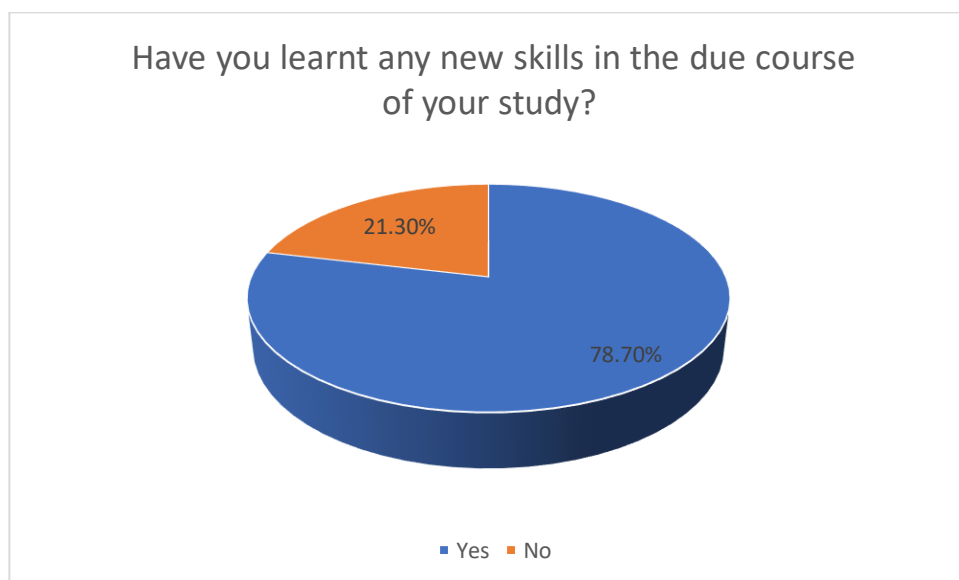
	Frequency	Percent	Valid Percent	Cumulative Percent
Yes	58	77.3	77.3	77.3
No	17	22.7	22.7	100.0
Total	75	100.0	100.0	



Based on the alumni feedback, 77.3% of the respondents indicated that the course curriculum met their expectations. While a majority of the alumni found the course curriculum to meet their expectations, there is still a significant minority (22.7%) who did not feel the same way. This indicates that there are areas of the curriculum that could be improved to better meet the expectations of all alumni.

4) Have you learnt any new skills in the due course of your study?

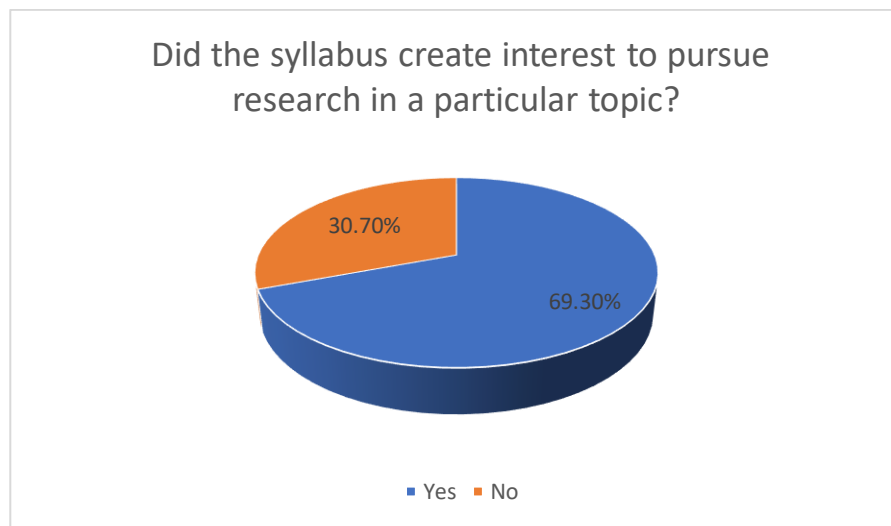
	Frequency	Percent	Valid Percent	Cumulative Percent
Yes	59	78.7	78.7	78.7
No	16	21.3	21.3	100.0
Total	75	100.0	100.0	



The feedback indicates that 78.7% of alumni learned new skills during their studies, indicating the college's curriculum and educational approach were effective in skill development. However, 21.3% felt they didn't acquire new skills, indicating potential improvement. Overall, the program successfully equipped a majority of graduates with new skills.

5) Did the syllabus create interest to pursue research in a particular topic?

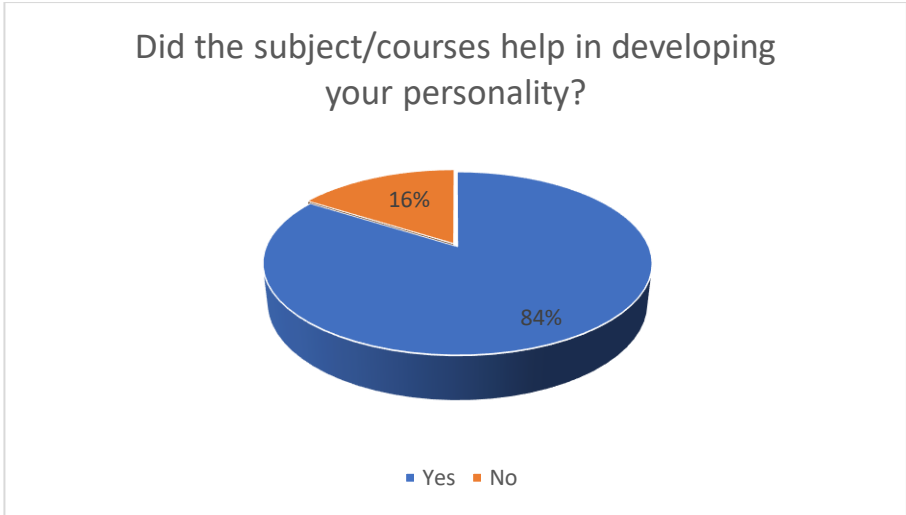
	Frequency	Percent	Valid Percent	Cumulative Percent
Yes	52	69.3	69.3	69.3
No	23	30.7	30.7	100.0
Total	75	100.0	100.0	



Based on the alumni feedback, 69.3% of respondents indicated that the syllabus did create interest to pursue research in a particular topic. However, the 30.7% who did not feel the syllabus created interest in research highlight an area for potential improvement.

6) Did the subject/courses help in developing your personality?

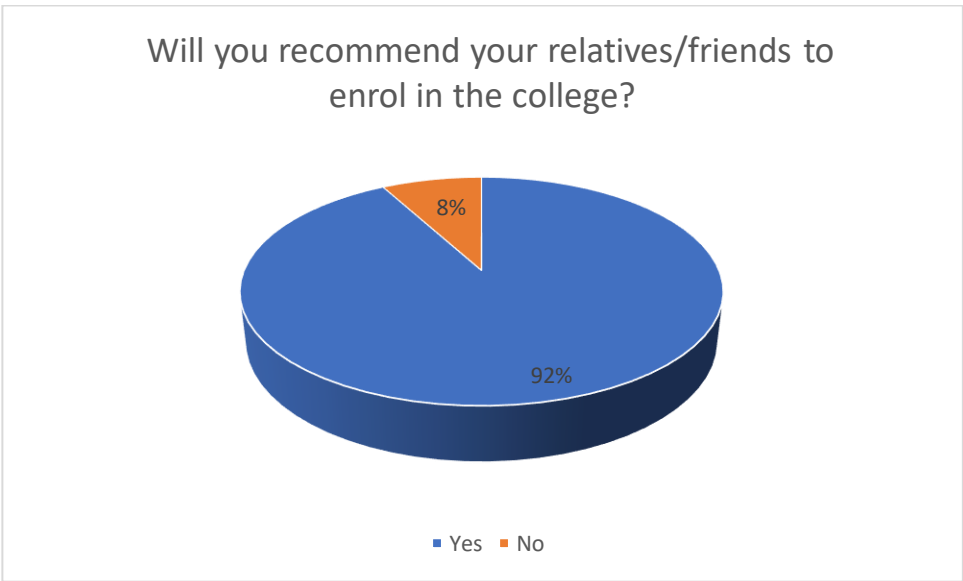
	Frequency	Percent	Valid Percent	Cumulative Percent
Yes	63	84.0	84.0	84.0
No	12	16.0	16.0	100.0
Total	75	100.0	100.0	



The feedback indicates that 84.0% of alumni believe the college's curriculum and educational approach positively impacted their personality development. This suggests that the curriculum and educational approach of the college were effective in fostering personal growth among students. However, the 16.0% who did not feel the same.

7) Will you recommend your relatives/friends to enrol in the college?

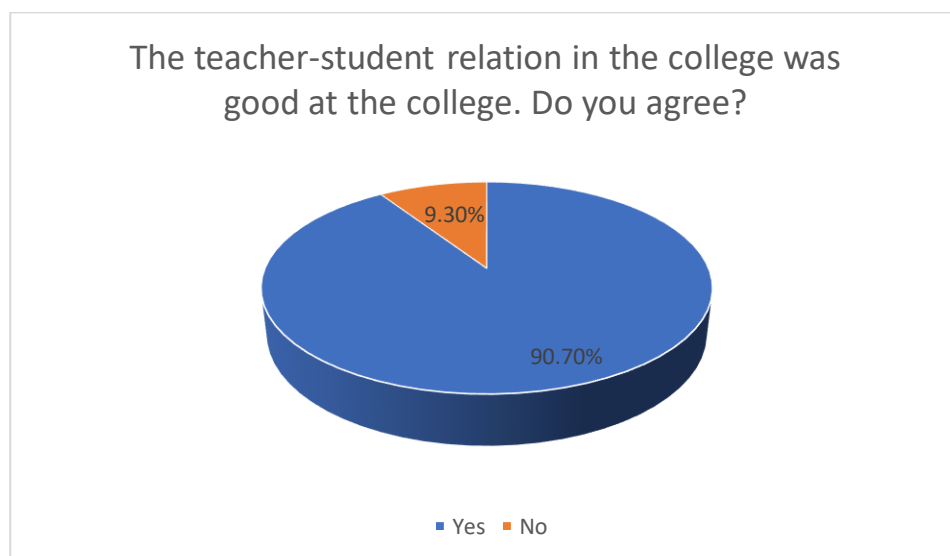
	Frequency	Percent	Valid Percent	Cumulative Percent
Yes	69	92.0	92.0	92.0
No	6	8.0	8.0	100.0
Total	75	100.0	100.0	



The feedback suggests that a vast majority of alumni (92.0%) would recommend their relatives/friends to enroll in the college, indicating a high level of satisfaction and positive perception of the college among alumni. However, 8.0% would not recommend the college, indicating a minority with less positive experiences or concerns.

8) The teacher-student relation in the college was good at the college. Do you agree?

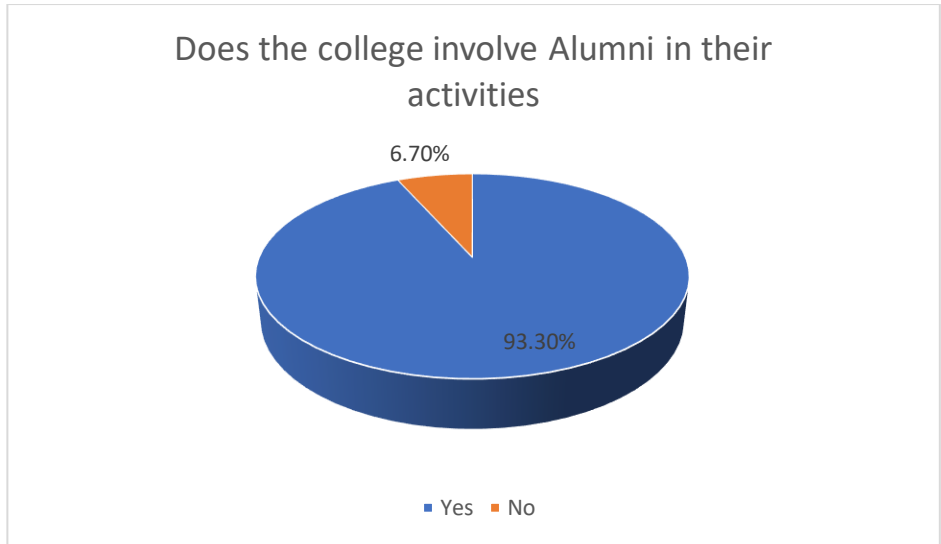
	Frequency	Percent	Valid Percent	Cumulative Percent
Yes	68	90.7	90.7	90.7
No	7	9.3	9.3	100.0
Total	75	100.0	100.0	



The feedback indicates that a majority of alumni (90.7%) believe the teacher-student relationship at the college is good, indicating a positive perception of interactions between teachers and students, while a minority of alumni (9.3%) disagree.

9) Does the college involve Alumni in their activities

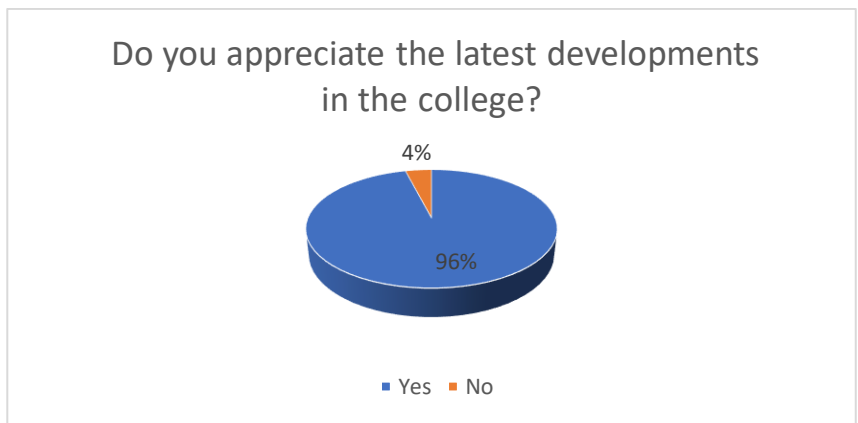
	Frequency	Percent	Valid Percent	Cumulative Percent
Yes	70	93.3	93.3	93.3
No	5	6.7	6.7	100.0
Total	75	100.0	100.0	



The feedback suggests that the majority of alumni (93.3%) feel that the college involves them in their activities, indicating a strong alumni engagement program or initiatives. However, the 6.7% of alumni who do not feel involved indicate a minority of alumni who may not be actively engaged in the college's activities.

10) Do you appreciate the latest developments in the college?

	Frequency	Percent	Valid Percent	Cumulative Percent
Yes	72	96.0	96.0	96.0
No	3	4.0	4.0	100.0
Total	75	100.0	100.0	



Based on the survey results, it's clear that the vast majority, 96%, of respondents appreciate the latest developments in the college. This indicates a strong positive sentiment towards whatever changes or improvements have been made. The low percentage (4%) of respondents who do not appreciate these developments suggests that the changes are generally well-received.



Assistant Professor
Incharge of Principal
M.E.S Kalladi College
Mannarkkad