

## ALUMNI FEEDBACK 2018

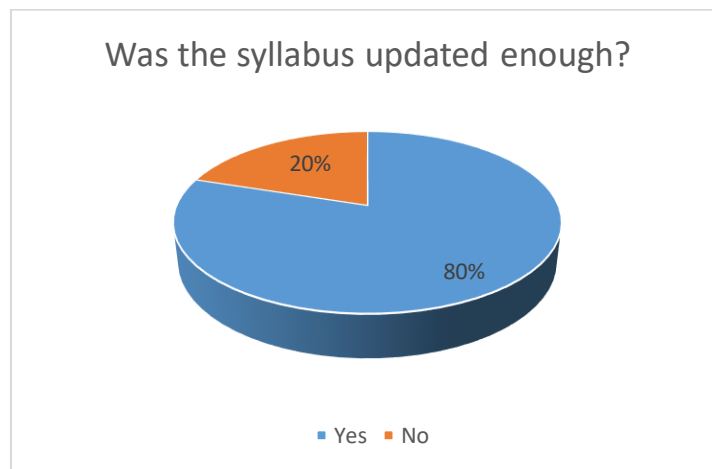
Descriptive Statistics							
	N	Minimum	Maximum	Mean		Std. Deviation	Variance
	Statistic	Statistic	Statistic	Statistic	Std. Error	Statistic	Statistic
1) Was the syllabus updated enough?	25	0	1	.80	.082	.408	.167
2) Did the course curriculum intellectually stimulate you?	25	0	1	.76	.087	.436	.190
3) Was the course curriculum fulfilling your expectations?	25	0	1	.44	.101	.507	.257
4) Have you learnt any new skills in the due course of your study?	25	0	1	.72	.092	.458	.210
5) Did the syllabus create interest to pursue research in a particular topic?	25	0	1	.48	.102	.510	.260
6) Did the subject/courses help in developing your personality?	25	0	1	.84	.075	.374	.140
7) Will you recommend your relatives/friends to enroll in the college?	25	0	1	.92	.055	.277	.077
8) The teacher-student relation in the college was good at the college. Do you agree?	25	0	1	.84	.075	.374	.140
9) Does the college involve Alumni in their activities	25	0	1	.88	.066	.332	.110
10) Do you appreciate the latest developments in the college?	25	0	1	.96	.040	.200	.040
<b>Valid N (listwise)</b>	<b>25</b>						

The data shows a generally positive sentiment among alumni, with high levels of agreement on several aspects such as teacher-student relations, appreciation of developments, and willingness to recommend the college. However, there are areas, such as course curriculum

meeting expectations, where opinions are more varied, suggesting potential areas for improvement.

1. **Was the syllabus updated enough?**

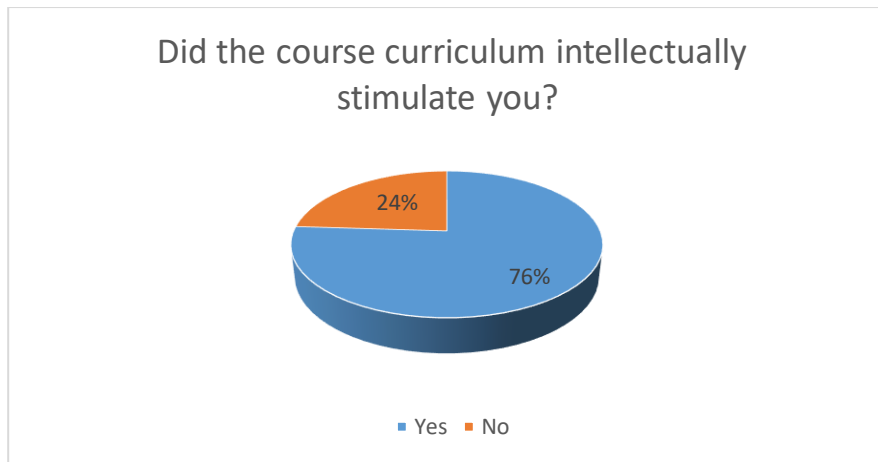
	<b>Frequency</b>	<b>Percent</b>	<b>Valid Percent</b>	<b>Cumulative Percent</b>
<b>Yes</b>	20	80.0	80.0	80.0
<b>No</b>	5	20.0	20.0	100.0
<b>Total</b>	25	100.0	100.0	



The majority of alumni (80%) believe the college's syllabus is sufficiently updated, indicating its effectiveness in keeping it relevant to students and industry demands. However, 20% feel the syllabus needs improvement, indicating a need for improvement. Overall, the majority of alumni are satisfied with the syllabus's relevance and currency, indicating the college's commitment to keeping its offerings up-to-date.

2. **Did the course curriculum intellectually stimulate you?**

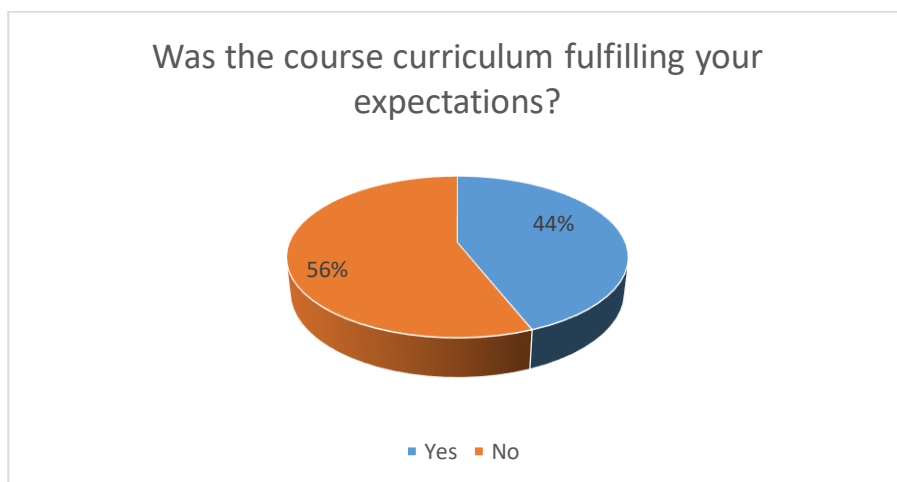
	<b>Frequency</b>	<b>Percent</b>	<b>Valid Percent</b>	<b>Cumulative Percent</b>
<b>Yes</b>	19	76.0	76.0	76.0
<b>No</b>	6	24.0	24.0	100.0
<b>Total</b>	25	100.0	100.0	



The feedback suggests that the majority of alumni (76%) found the course curriculum intellectually stimulating, indicating that the college's educational approach was effective in engaging and challenging students. However, the 24% who did not feel intellectually stimulated highlight an area for potential improvement.

3. **Was the course curriculum fulfilling your expectations?**

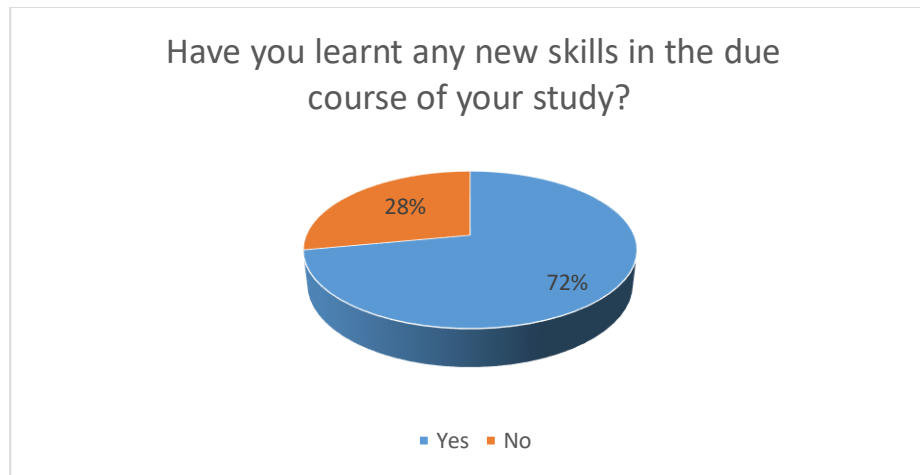
	Frequency	Percent	Valid Percent	Cumulative Percent
<b>Yes</b>	11	44.0	44.0	44.0
<b>No</b>	14	56.0	56.0	100.0
<b>Total</b>	25	100.0	100.0	



The feedback suggests that a notable portion of alumni (56%) felt that the course curriculum did not fulfil their expectations, while 44% felt it did. This suggests that there may be room for improvement in the curriculum to better align with student expectations

4. **Have you learnt any new skills in the due course of your study?**

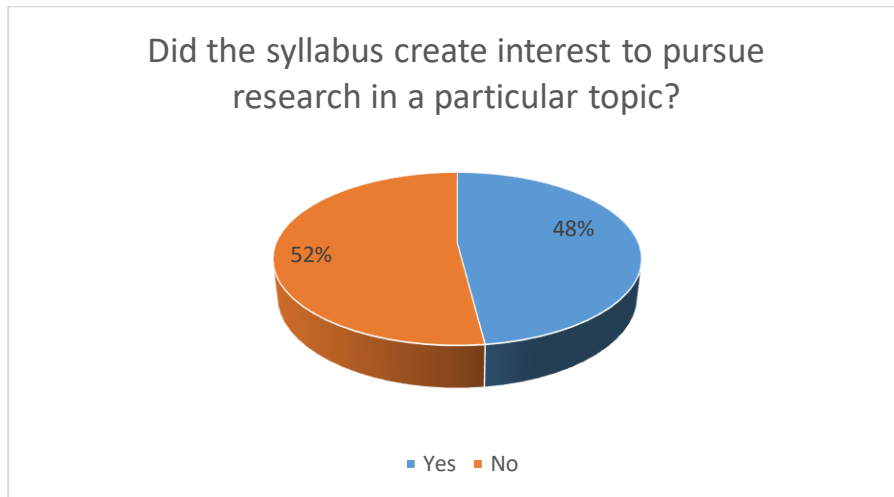
	<b>Frequency</b>	<b>Percent</b>	<b>Valid Percent</b>	<b>Cumulative Percent</b>
<b>Yes</b>	18	72.0	72.0	72.0
<b>No</b>	7	28.0	28.0	100.0
<b>Total</b>	25	100.0	100.0	



The feedback suggests that the majority of alumni (72%) learned new skills during their course of study, indicating that the college's curriculum and educational approach are largely effective in skill development. And also This suggests that the college curriculum is effective in equipping students with new abilities. However, the 28% of alumni who did not feel they acquired new skills highlight an area for potential improvement

5. **Did the syllabus create interest to pursue research in a particular topic?**

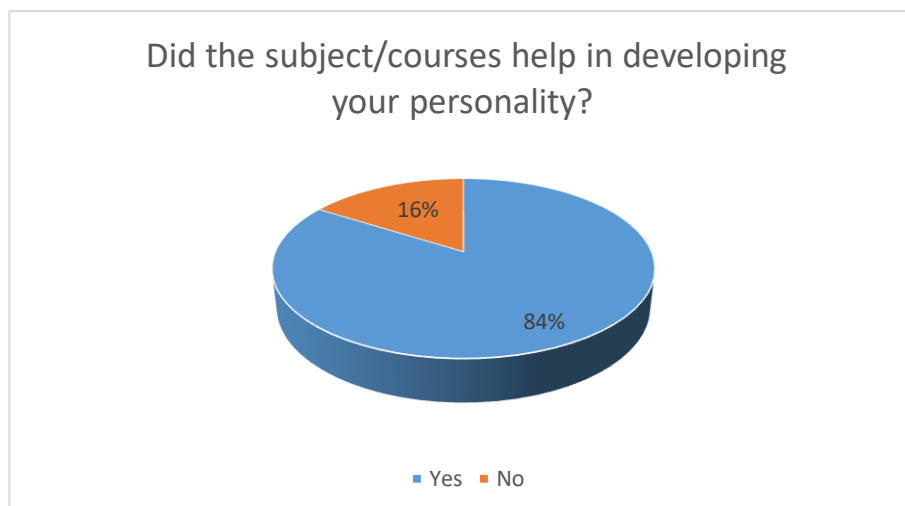
	<b>Frequency</b>	<b>Percent</b>	<b>Valid Percent</b>	<b>Cumulative Percent</b>
<b>Yes</b>	12	48.0	48.0	48.0
<b>No</b>	13	52.0	52.0	100.0
<b>Total</b>	25	100.0	100.0	



The feedback from alumni shows a mixed response on whether the syllabus sparked interest in research. A slight majority (52%) responded negatively, suggesting that while the syllabus may have been effective for some, there is room for improvement. Nearly half (48%) of the alumni indicated that the syllabus did spark their interest. This suggests that there may be room for improvement in how syllabi are crafted to encourage research exploration.

6. **Did the subject/courses help in developing your personality?**

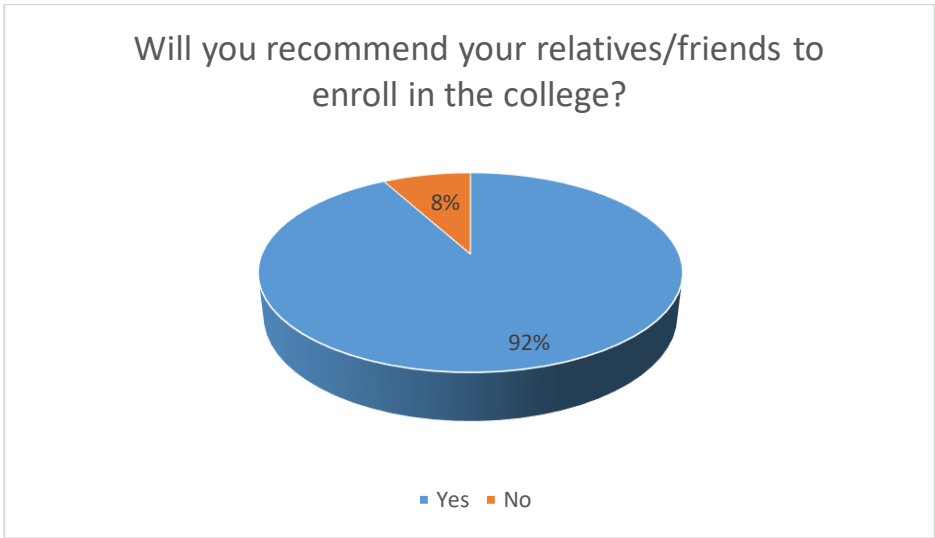
	Frequency	Percent	Valid Percent	Cumulative Percent
<b>Yes</b>	21	84.0	84.0	84.0
<b>No</b>	4	16.0	16.0	100.0
<b>Total</b>	25	100.0	100.0	



The feedback from 84.0% of alumni indicates that the subjects/courses helped them develop their personality, with a small percentage (16.0%) not feeling so. The majority of alumni provided affirmative responses, indicating a favorable sentiment. However, attention should be given to the 16% who responded negatively to understand their concerns and improve the aspects that led to their dissatisfaction.

**7. Will you recommend your relatives/friends to enroll in the college?**

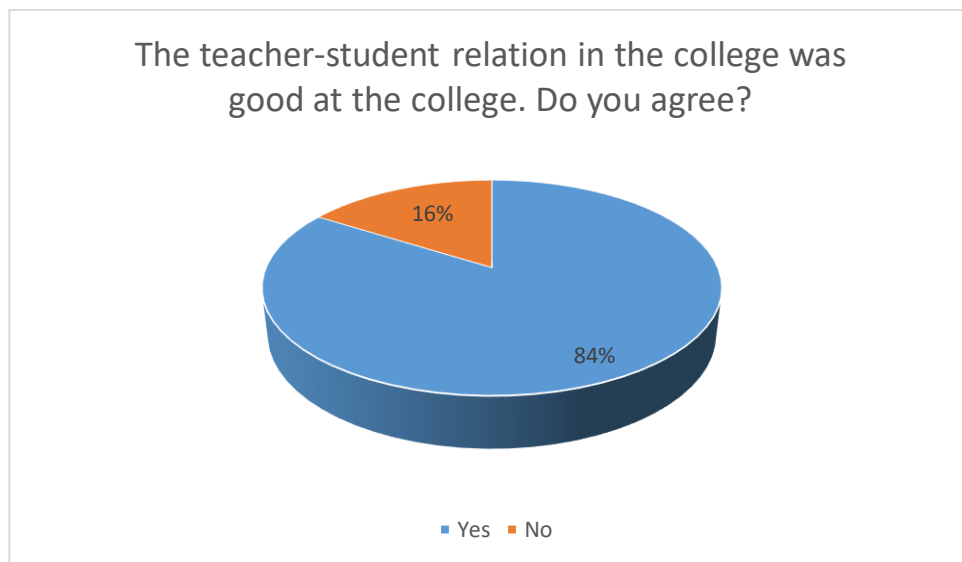
	Frequency	Percent	Valid Percent	Cumulative Percent
<b>Yes</b>	23	92.0	92.0	92.0
<b>No</b>	2	8.0	8.0	100.0
<b>Total</b>	25	100.0	100.0	



The feedback shows that 92.0% of alumni would recommend the college to their relatives/friends, indicating strong alumni support and satisfaction. However, 8% are not willing to recommend the college, indicating potential improvement. Addressing these concerns can enhance the institution's reputation and alumni satisfaction, as a majority of alumni have a positive experience at the college

8. **The teacher-student relation in the college was good at the college. Do you agree?**

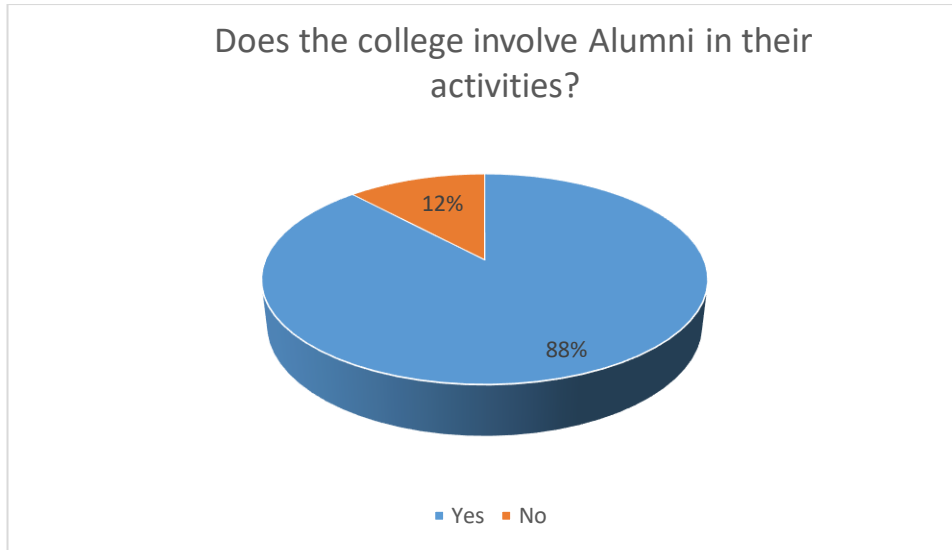
	<b>Frequency</b>	<b>Percent</b>	<b>Valid Percent</b>	<b>Cumulative Percent</b>
<b>Yes</b>	21	84.0	84.0	84.0
<b>No</b>	4	16.0	16.0	100.0
<b>Total</b>	25	100.0	100.0	



The majority of alumni at a college believe the teacher-student relationship is good, indicating a healthy and supportive academic environment. However, a smaller proportion (16%) disagree, suggesting some alumni do not find the relationship satisfactory. This feedback suggests areas for improvement in fostering better relationships between teachers and students. Addressing these concerns could enhance the teacher-student dynamic and overall student satisfaction.

9. **Does the college involve Alumni in their activities?**

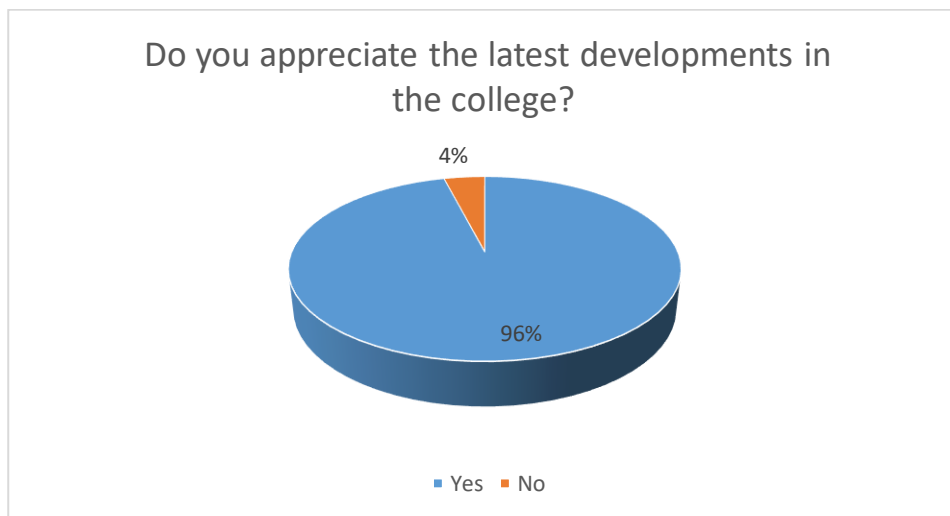
	<b>Frequency</b>	<b>Percent</b>	<b>Valid Percent</b>	<b>Cumulative Percent</b>
<b>Yes</b>	22	88.0	88.0	88.0
<b>No</b>	3	12.0	12.0	100.0
<b>Total</b>	25	100.0	100.0	



The majority of alumni (88%) feel involved in the college's activities, indicating strong engagement and satisfaction. This suggests the college values alumni participation. However, 12% do not feel involved, indicating areas for improvement in outreach and inclusion efforts

**10. Do you appreciate the latest developments in the college?**

	Frequency	Percent	Valid Percent	Cumulative Percent
<b>Yes</b>	24	96.0	96.0	96.0
<b>No</b>	1	4.0	4.0	100.0
<b>Total</b>	25	100.0	100.0	





The college's recent developments have been well-received by its alumni community, with 96% of them appreciating them. Only 4% disagreed, indicating that the college is on the right track with its initiatives. The majority of alumni (96%) appreciate the changes and improvements, while only 4% expressed concerns. The minimal negative feedback (4%) suggests a small area for improvement or further investigation. Overall, the college appears to be on the right track with its recent initiatives.



*Sahay*  
Assistant Professor  
Incharge of Principal  
M.E.S Kalladi College  
Mannarkkad