

TEACHERS FEEDBACK

2023-24



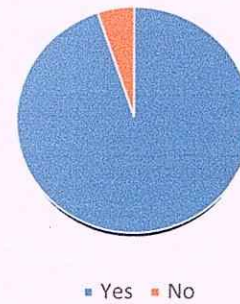
M.E.S. KALLADI COLLEGE, MANNARKKAD

Palakkad (Dt), Kerala

Pin 678583

1. Are you able to complete the syllabus in the allotted time?

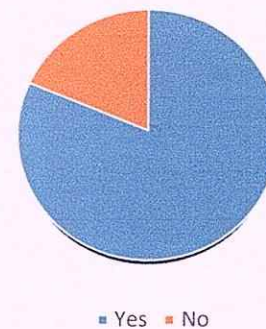
	Frequency	Percent
a) Yes	127	94.8
b) No	7	5.2
Total	134	100.0



94.8% of teachers successfully completed the syllabus within the allotted time, demonstrating efficient time management and realistic scheduling. However, the 5.2% who could not might highlight instances where content volume or unforeseen circumstances impacted completion.

2. Does the syllabus has good balance between theory and application?

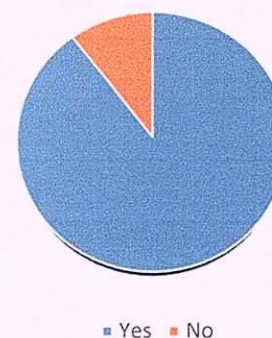
	Frequency	Percent
a) Yes	109	81.3
b) No	25	18.7
Total	134	100.0



81.3% of the teachers appreciated the balance between theory and application, indicating a well-rounded curriculum. The remaining 18.7% suggest opportunities to refine this balance, possibly by incorporating more practical or theoretical elements as needed.

3. Are the prime objectives addressed effectively in each unit?

	Frequency	Percent
a) Yes	120	89.6
b) No	14	10.4
Total	134	100.0

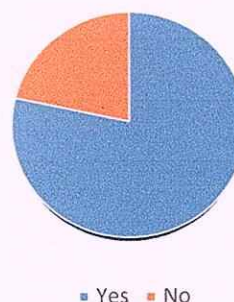


89.6% of the teachers affirms that the syllabus appears to align well with its intended learning outcomes. The 10.4% who disagreed might point to specific units where clarity or focus on

objectives could be improved.

4. Are you able to find high quality resources for the syllabus?

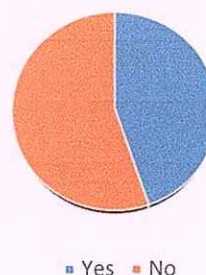
	Frequency	Percent
a) Yes	105	78.4
b) No	29	21.6
Total	134	100.0



78.4% of the teachers satisfied with the availability of high-quality resources. However, 21.6% encountered challenges, indicating a need for better resource recommendations or enhanced access to relevant materials.

5. Did you find recently published books that would serve better for study?

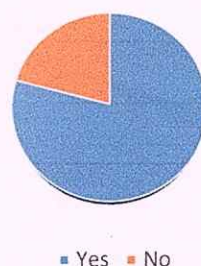
	Frequency	Percent
a) Yes	60	44.8
b) No	74	55.2
Total	134	100.0



44.8% found suitable recent publications, while 55.2% did not, suggesting that more up-to-date resources could be integrated into the syllabus to ensure relevance to contemporary trends and research.

6. Are the books for study appropriate for the present year students' level?

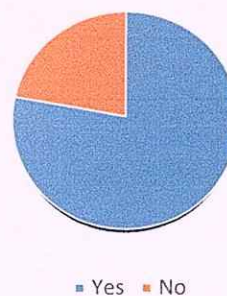
	Frequency	Percent
a) Yes	106	79.1
b) No	28	20.9
Total	134	100.0



With 79.1% agreement, most teachers found the books appropriate for students' levels. The 20.9% dissent indicates room to review and adjust materials for better alignment with student capabilities.

7. Will you recommend your relatives/friends to enroll in the college?

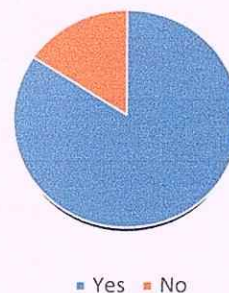
	Frequency	Percent
Yes	152	77.9
No	43	22.1
Total	195	100.0



With 77.9% willing to recommend the college, the institution enjoys considerable goodwill among alumni. The 22.1% wouldn't recommend it.

8. The teacher-student relation in the college was good at the college. Do you agree?

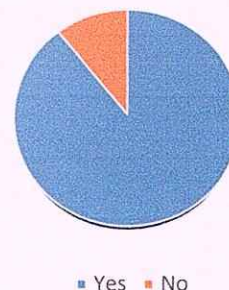
	Frequency	Percent
Yes	164	84.1
No	31	15.9
Total	195	100.0



84.1% agreement rate reflects a positive teacher-student dynamic, an essential factor in educational satisfaction. The remaining 15.9% could suggest inconsistencies in mentoring or faculty engagement.

9. Does the college involve Alumni in their activities

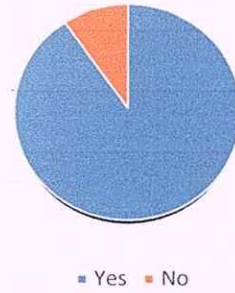
	Frequency	Percent
Yes	174	89.2
No	21	10.8
Total	195	100.0



A notable 89.2% felt included in alumni activities, demonstrating the institution's success in fostering an engaged alumni network. The 10.8% who disagreed suggest room to broaden participation or communication efforts.

10. Do you appreciate the latest developments in the college?

	Frequency	Percent
Yes	176	90.3
No	19	9.7
Total	195	100.0



With 90.3% expressing appreciation, recent advancements in the college are evidently well-received. However, the 9.7% dissent indicates a need for greater inclusivity or communication about these developments.



(Signature)
in Charge of Principal
M.E.S. Kalladi College, Mannarkkad