



M.E.S. KALLADI COLLEGE, MANNARKKAD

Palakkad (Dt), Kerala

Pin 678583

**ALUMNI FEEDBACK ANALYSIS
REPORT
2024-25**

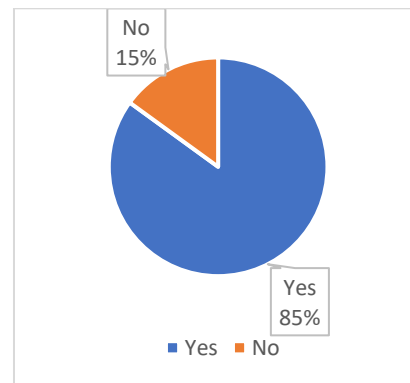
**Prepared by
INTERNAL QUALITY ASSURANCE CELL
MES Kalladi College Mannarkkad**

ALUMNI FEEDBACK 2024-25

	N	Std. Error of Mean	Std. Deviation	Variance	Range	Minimum	Maximum
	Valid						
1. Was the syllabus updated enough?	110	0.041	0.432	0.187	1	0	1
2. Did the course curriculum intellectually stimulate you?	110	0.035	0.363	0.132	1	0	1
3. Was the course curriculum fulfilling your expectations?	110	0.043	0.447	0.2	1	0	1
4. Have you learnt any new skills in the due course of your study?	110	0.044	0.456	0.208	1	0	1
5. Did the syllabus create interest to pursue research in a particular topic?	110	0.042	0.443	0.196	1	0	1
6. Did the subject/courses help in developing your personality?	110	0.035	0.372	0.138	1	0	1
7. Will you recommend your relatives/friends to enroll in the college?	110	0.029	0.301	0.091	1	0	1
8. The teacher-student relation in the college was good at the college. Do you agree?	110	0.018	0.188	0.035	1	0	1
9. Does the college involve Alumni in their activities	110	0.033	0.345	0.119	1	0	1
10. Do you appreciate the latest developments in the college?	110	0.02	0.209	0.044	1	0	1

1) Was the syllabus updated enough?

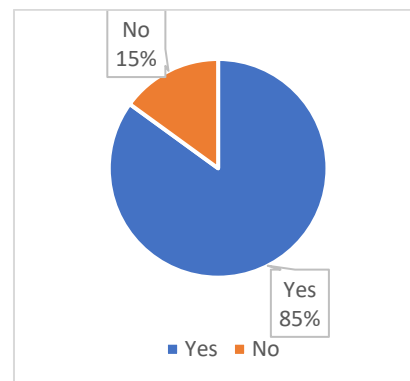
	Frequency	Percentage
Yes	83	75%
No	27	25%
Total	110	100%



A majority of alumni (75%) agreed that the syllabus was updated enough, indicating general satisfaction with the curriculum's relevance and modernity. However, 25% of respondents felt otherwise, suggesting that there may still be areas where the syllabus could be revised or improved to better align with current academic or industry standards.

2) Did the course curriculum intellectually stimulate you?

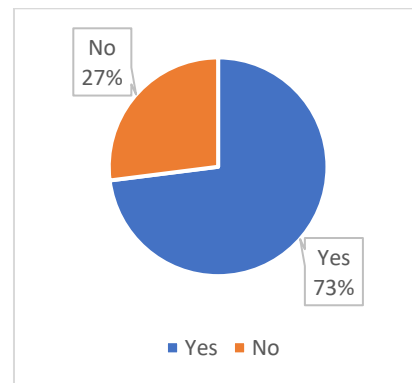
	Frequency	Percentage
Yes	93	85%
No	17	15%
Total	110	100%



85% of alumni felt that the course curriculum was intellectually stimulating, reflecting a positive impact on their academic engagement and critical thinking. The remaining 15% of the respondents informs that certain subjects or teaching methods that could benefit from enhancement to better challenge and inspire learners.

3) Was the course curriculum fulfilling your expectations?

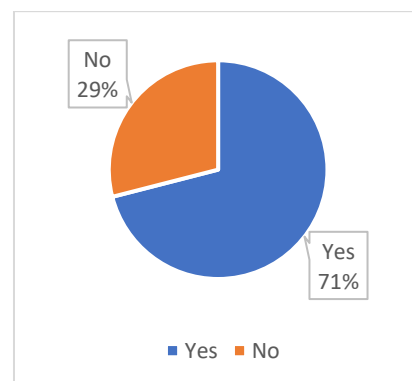
	Frequency	Percentage
Yes	80	73%
No	30	27%
Total	110	100%



While 73% of respondents reported that the course curriculum met their expectations, a notable 27% expressed their dissatisfaction. This indicates that while the overall structure is satisfactory for many but there is room to fine-tune the curriculum to better meet the diverse expectations and aspirations.

4) Have you learnt any new skills in the due course of your study?

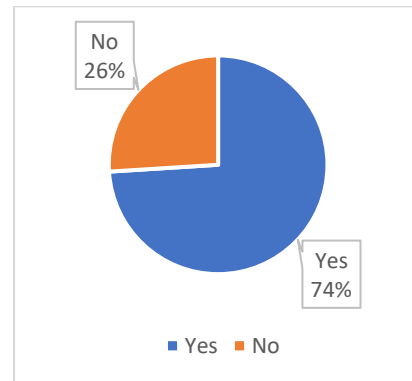
	Frequency	Percentage
Yes	78	71%
No	32	29%
Total	110	100%



71% of respondents informs that they have learned new skills during their course of study, However, 29% of the respondents informs that they haven't learnt any new skills during the course of their study. This indicate that the effectiveness of the program in equipping learners with practical or intellectual abilities.

5) Did the syllabus create interest to pursue research in a particular topic?

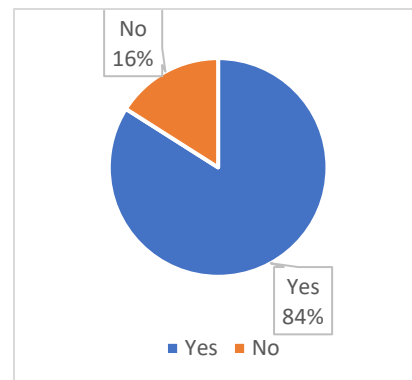
	Frequency	Percentage
Yes	81	74%
No	29	26%
Total	110	100%



74% of the respondents found the syllabus inspiring enough to consider research in specific topics, highlighting the curriculum's potential to spark deeper academic curiosity. 26% of the respondents feels that certain topics might lack depth or relevance to stimulate research interest, warranting a review of content delivery.

6) Did the subject/courses help in developing your personality?

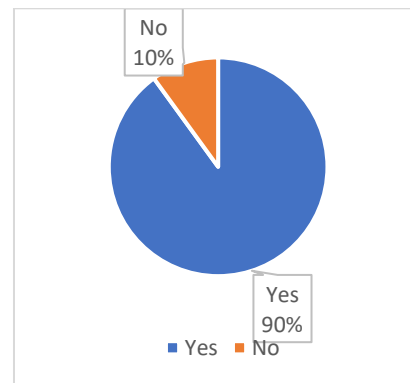
	Frequency	Percentage
Yes	92	84%
No	18	16%
Total	110	100%



84% of respondents felt that their courses contributed to personal development, indicating that the curriculum supports holistic growth beyond academics. However, 16% the respondents informs that there is a need for greater emphasis on soft skills, confidence building, and personality enrichment activities.

7) Will you recommend your relatives/friends to enroll in the college?

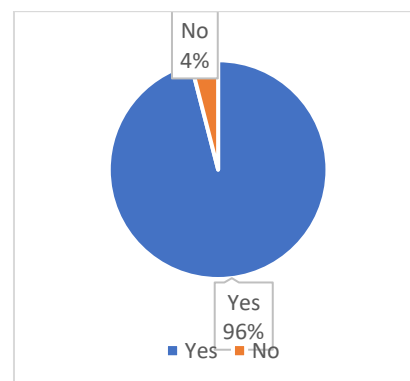
	Frequency	Percentage
Yes	99	90%
No	11	10%
Total	110	100%



90% of respondents willing to recommend the college to others, the institution enjoys a strong reputation among its student community. However, the 10% who wouldn't recommend it should be further understood to identify areas needing improvement. However, majority of the students endorsed positively on academic quality, campus experience, and student satisfaction.

8) The teacher-student relation in the college was good at the college. Do you agree?

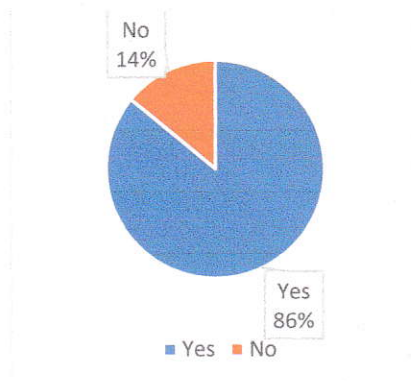
	Frequency	Percentage
Yes	106	96%
No	4	4%
Total	110	100%



A remarkable 96% of respondents agreed that teacher-student relations were good, which showcase a strong and positive academic environment. 4% disagreement is statistically low but still worth exploring for specific issues or departments.

9) Does the college involve Alumni in their activities

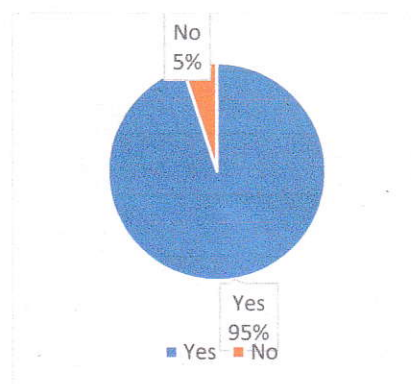
	Frequency	Percentage
Yes	95	86%
No	15	14%
Total	110	100%



86% of the respondents felt that the college involves in alumni activities, suggesting a healthy connection between past and present students. This engagement can enrich student learning and networking opportunities. However, 14% of the respondents expresses that there is scope to increase visibility or frequency of alumni interactions.

10) Do you appreciate the latest developments in the college?

	Frequency	Percentage
Yes	105	95%
No	5	5%
Total	110	100%



An overwhelming 95% of alumni members appreciated the recent developments at the college, such as developments in infrastructure, technology, and accreditation. This reflects positively on institutional progress. However, 5% who did not share this view may not be fully aware of or satisfied with certain changes, highlighting the need for improved communication or involvement.



(Signature)
Assistant Professor
in Charge of Principal
M.E.S. Kalladi College, Mannarkkad