

ALUMNI FEEDBACK

2023-24



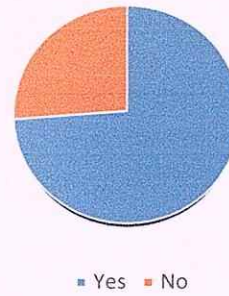
M.E.S. KALLADI COLLEGE, MANNARKKAD

Palakkad (Dt), Kerala

Pin 678583

1. Was the syllabus updated enough?

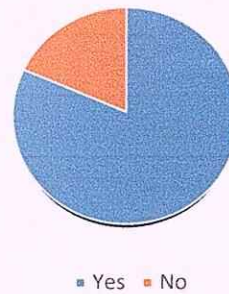
	Frequency	Percent
Yes	144	73.8
No	51	26.2
Total	195	100.0



73.8% of the alumni members found the syllabus adequately updated, reflecting satisfaction with its currency and relevance. However, a significant portion (26.2%) felt it needed improvement, indicating potential gaps in alignment with industry trends or evolving academic standards.

2. Did the course curriculum intellectually stimulate you?

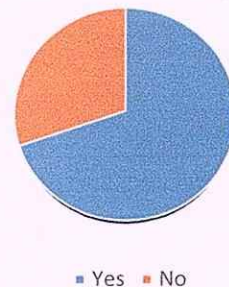
	Frequency	Percent
Yes	159	81.5
No	36	18.5
Total	195	100.0



The results show that 81.5% of respondents found the curriculum intellectually stimulating, highlighting its effectiveness in engaging students academically. The 18.5% who disagreed might suggest room for enhancing course diversity or depth.

3. Was the course curriculum fulfilling your expectations?

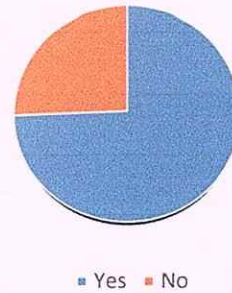
	Frequency	Percent
Yes	136	69.7
No	59	30.3
Total	195	100.0



69.7% of alumni expressed satisfaction with the curriculum, a notable 30.3% felt it fell short of their expectations. This feedback suggests a need for better alignment with student aspirations or clearer communication about course objectives.

4. Have you learnt any new skills in the due course of your study?

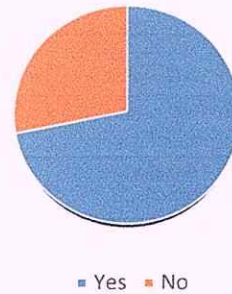
	Frequency	Percent
Yes	145	74.4
No	50	25.6
Total	195	100.0



74.4% affirming skill acquisition, the curriculum appears to be geared toward practical learning. Yet, the 25.6% negative response indicates areas where skill-based modules or experiential learning could be enhanced.

5. Did the syllabus create interest to pursue research in a particular topic?

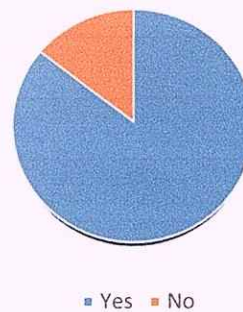
	Frequency	Percent
Yes	140	71.8
No	55	28.2
Total	195	100.0



The syllabus inspired 71.8% of respondents to consider research, signifying its ability to ignite curiosity. The remaining 28.2% highlight an opportunity to better integrate research-oriented components or emphasize innovative topics.

6. Did the subject/courses help in developing your personality?

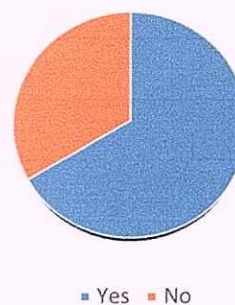
	Frequency	Percent
Yes	167	85.6
No	28	14.4
Total	195	100.0



An overwhelming 85.6% agreed that the courses contributed to personal development, underscoring their holistic impact. However, 14.4% felt otherwise, suggesting areas where soft skills or personal growth aspects might be strengthened.

7. Does the library has sufficient number of prescribed books?

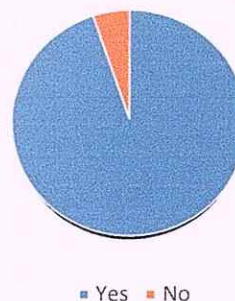
	Frequency	Percent
Yes	89	66.4
No	45	33.6
Total	134	100.0



66.4% felt the library had sufficient resources, a significant 33.6% disagreed, underscoring the need to augment library collections to meet academic demands adequately.

8. Does the course(s) curriculum intellectually stimulate you in teaching?

	Frequency	Percent
a) Yes	127	94.8
b) No	7	5.2
Total	134	100.0



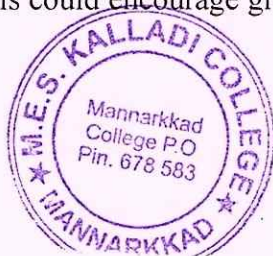
94.8% of the teachers informs that curriculum intellectually stimulate teachers in teaching. The 5.2% who disagreed might suggest areas where innovation or diversity in teaching materials could be introduced.

9. Do you have freedom to propose, modify, suggest and incorporate new topics in the syllabus?

	Frequency	Percent
Yes	37	27.6
No	97	72.4
Total	134	100.0



27.6% felt they had this freedom, while 72.4% did not, signalling a significant limitation in academic autonomy. Addressing this could encourage greater innovation and relevance in the syllabus design.



*Assistant Professor
in Charge of Principal
M.E.S. Kalladi College, Mannarkkad*